


LOCKERS

STANDARD AND XL SIZES

12" LOCKER



18" LOCKER



36" LOCKER

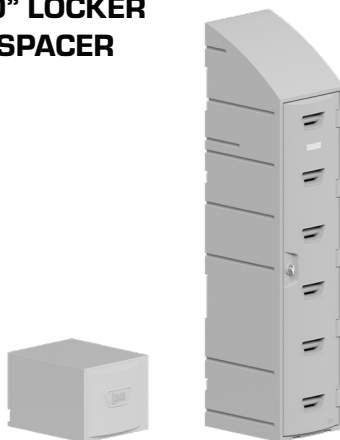


STANDARD LOCKER SERIES

36" LOCKER



60" LOCKER & SPACER



1 CUSTOM COLORS



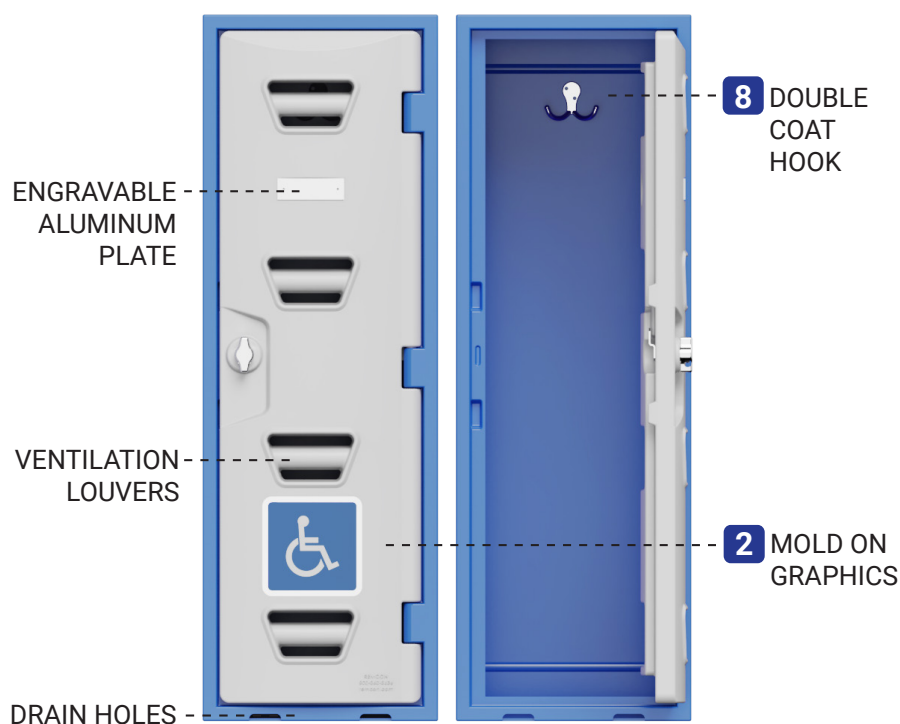
XL LOCKERS SERIES

BENEFITS

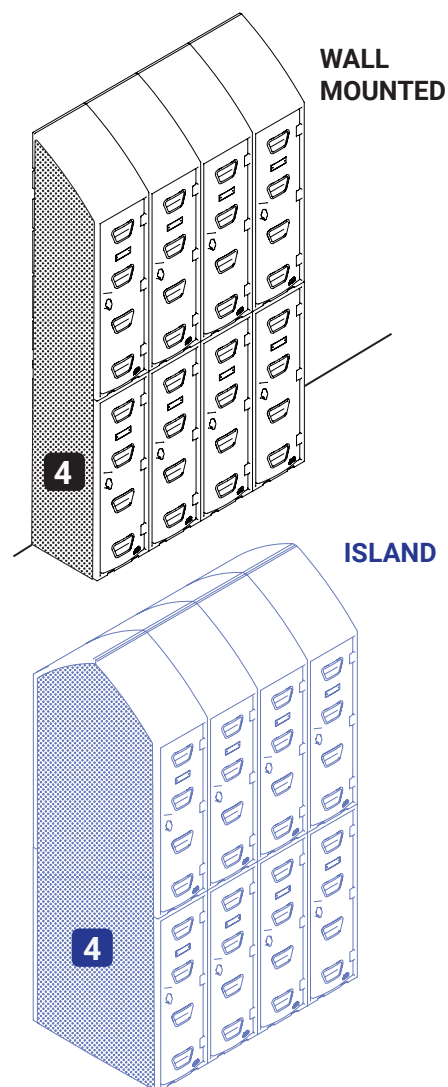
- Arrives fully assembled
- Easy to install
- Easy to clean
- Easy to maintain
- Durable
- Quiet
- Never rust!
- Custom colors available

PRODUCT DESCRIPTION	VOLUME cu ft	HEIGHT inches	WIDTH inches	DEPTH inches	WEIGHT lbs
12" Flat Top	1.3	12	12	15	6
12" Sloped Top	2.4	23	12	15	8
18" Flat Top	2.3	18	15	15	10
18" Sloped Top	3.8	29	15	15	12
36" Flat Top	3.8	36	12	15	16
36" Sloped Top	4.9	47	12	15	21
36" XL Flat Top	5.6	36	15	18	24
36" XL Sloped Top	7.3	47	15	18	29
60" XL Sloped Top	11.4	70	15	18	42
XL Spacer	N/A	12.5"	15	18	8

STANDARD LOCKERS INCLUDE



CONFIGURATIONS



OPTIONS [AND NUMBER KEY]

- 1 Custom Colors
- 2 Mold-on Graphics
- 3 Mounting Kit (Not Pictured)
- 4 End Caps
- 5 Shelf (Not Pictured)
- 6 60" Locker Spacer
- 7 Hanger Rod (Not Pictured)
- 8 Double Coat Hook